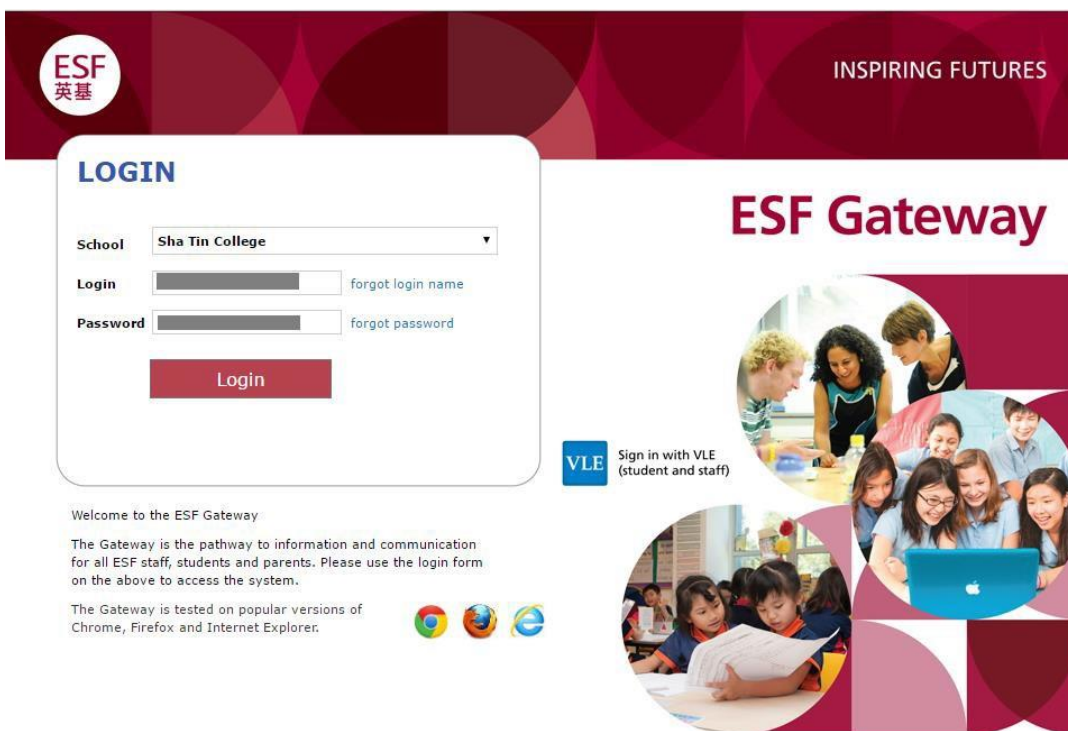


Accessing your child’s ARR

1. Launch your web browser. Access the Gateway by typing the following link in the address bar: <https://sc.tg.esf.edu.hk>



2. Enter your **family username and password** (i.e. parent-login-ID) on the login page. If you have forgotten your family login details, please send an email to: gatewaysupport@shatincollege.edu.hk



3. Click on the “ARR Report” button.

Student Profile

Roll Group: 13D1 Tutor Group: 13D1 House: DR


	25/01 (Fri)	26/01 (Sat)	27/01 (Sun)	28/01 (Mon)	29/01 (Tue)
	✓	Holiday	Holiday	✓	?





click picture to view more details





Student Demographics	Medical Information	Attendance Report	Timetables
ARR Report	Assessments	Activities	Commitments

If you have more than one child in school, click the particular child’s picture to access their report.

Student Profile








	Roll Group: 13D1	Tutor Group: 13D1	House: DR		
	25/01 (Fri)	26/01 (Sat)	27/01 (Sun)	28/01 (Mon)	29/01 (Tue)
		Holiday	Holiday		
← click picture to view more details					
Student Demographics	Medical Information	Attendance Report	Timetables		
ARR Report	Assessments	Activities	Commitments		





	Roll Group: 10D2	Tutor Group: 10D2	House: DR		
	25/01 (Fri)	26/01 (Sat)	27/01 (Sun)	28/01 (Mon)	29/01 (Tue)
		Holiday	Holiday		
← click picture to view more details					

OR

Student Profile

	Roll Group: 13D1	Tutor Group: 13D1	House: DR		
	25/01 (Fri)	26/01 (Sat)	27/01 (Sun)	28/01 (Mon)	29/01 (Tue)
		Holiday	Holiday		
← click picture to view more details					



	Roll Group: 10D2	Tutor Group: 10D2	House: DR		
	25/01 (Fri)	26/01 (Sat)	27/01 (Sun)	28/01 (Mon)	29/01 (Tue)
		Holiday	Holiday		
Student Demographics	Medical Information	Attendance Report	Timetables		
ARR Report	Assessments	Activities	Commitments		

A. Online report for Year 13

Individual subject reports

- Select “Online Report” > “School Year” > “View”
- The dates displayed in red indicate when the subject teacher last updated the online report for that particular subject.

The screenshot shows the 'ARR Report' interface. At the top, there are two tabs: 'PDF Report' and 'Online Report', with 'Online Report' selected and highlighted with a red box and the number '1'. Below the tabs, there is a 'School Year' dropdown menu set to '18/19', also highlighted with a red box and the number '2'. The main content is a table with columns: Subject, Teacher, Attitude, Overall Level/Grade, Last Updated Date, Parent Access Date, and a '[View]' button. The 'Last Updated Date' column contains dates in red text. The '[View]' buttons in the final column are highlighted with a red box and the number '3'. A 'Pastoral Report' row is also visible at the bottom of the table. A 'Back to Top' link is located at the bottom right of the table area.

Subject	Teacher	Attitude	Overall Level/Grade	Last Updated Date	Parent Access Date	[View]
English A Lang and Lit (HL)	AD	4	-	25/01/2019	04/12/2018	[View]
Environmental Systems and Societies (SL)	KAF	3	-	22/01/2019	19/11/2018	[View]
History (HL)	ELM	3	5	25/01/2019	-	[View]
Mandarin B (SL)	LF	3	-	12/12/2018	-	[View]
Mathematical Studies (SL)	BCC	3	5	28/01/2019	-	[View]
Philosophy (HL)	AVF, CF, LP	3	-	25/01/2019	19/11/2018	[View]
Theory of Knowledge	IM	-	-	-	-	[View]
Pastoral Report		-	-	-	-	[View]

- You can get a hard copy by clicking on “Print”, if deemed necessary.

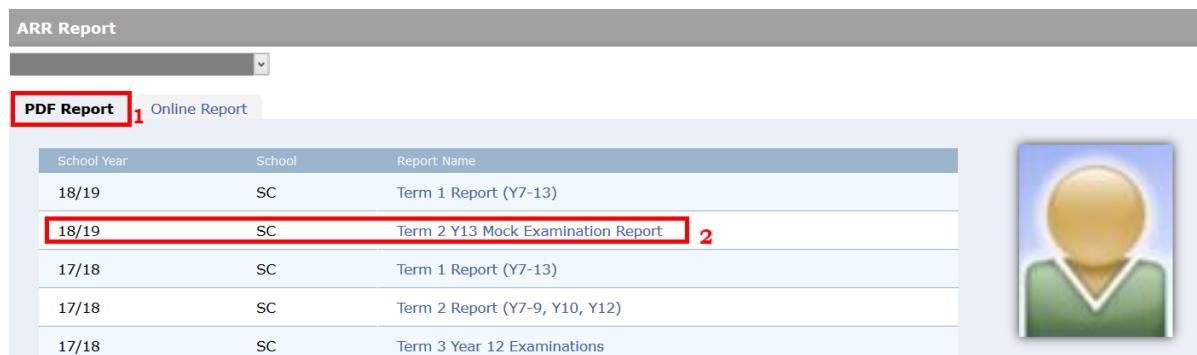
The screenshot shows the 'Student ARR Report' interface for 'Mathematical Studies (SL)'. At the top, there are navigation links: '> Subject List > Subject Details'. Below this, there are dropdown menus for 'School Year: 18/19', 'Student:', 'Subject: Mathematical Studies (SL)', and 'Term: All Terms'. The 'Print' button is highlighted with a red box and a red arrow pointing to it. A legend indicates: Student (blue square), Teacher (purple square), Parent (red square). The main content is a table titled 'Mathematical Studies (SL) Overall Level/Grade: 5' and 'IB Mock Exam Report'. The table has columns: Description, Reporting Term, and Topic Level. The 'Description' column contains 'IB Mock Exam Report', 'Reporting Term' is '2', and 'Topic Level' is '5'. Below this, there is a 'Subject Mock Grade' section with a 'Grade' of '5'. At the bottom, there is an 'Assessed by' field. A 'Back' button is located at the bottom center of the page.

Description	Reporting Term	Topic Level
IB Mock Exam Report	2	5

B. Year 13 Mock Exam PDF report

Full Summary

- Select “PDF Report” > “Report name (specify school year of Term 2 Mock Examination report)”.

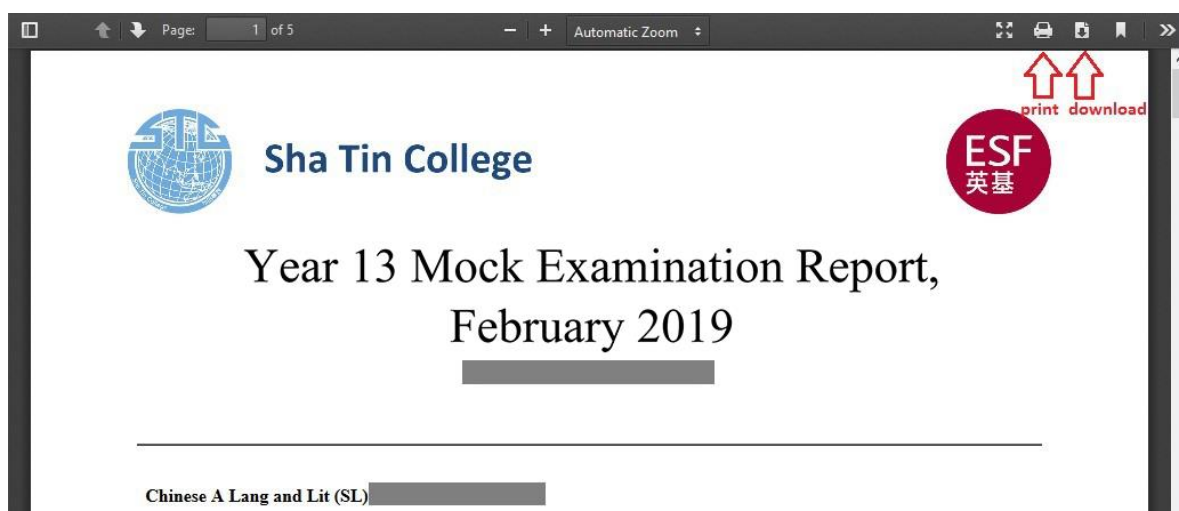


ARR Report

PDF Report ¹ Online Report

School Year	School	Report Name
18/19	SC	Term 1 Report (Y7-13)
18/19	SC	Term 2 Y13 Mock Examination Report ²
17/18	SC	Term 1 Report (Y7-13)
17/18	SC	Term 2 Report (Y7-9, Y10, Y12)
17/18	SC	Term 3 Year 12 Examinations

- Select “Print” icon for direct printing or the “Download” icon to save a soft copy.



Page: 1 of 5 Automatic Zoom

print download

ESF 英基

Sha Tin College

Year 13 Mock Examination Report,
February 2019

Chinese A Lang and Lit (SL)

End